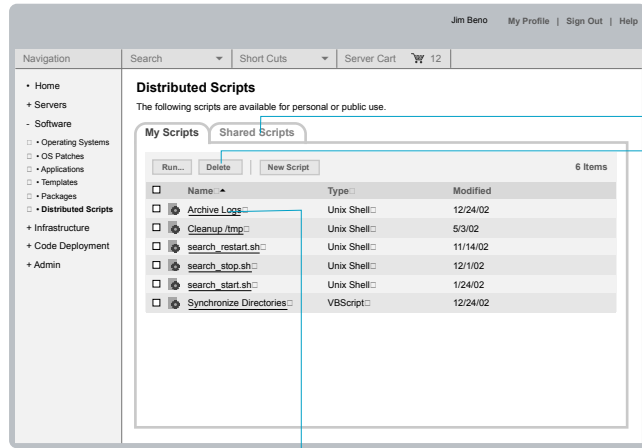


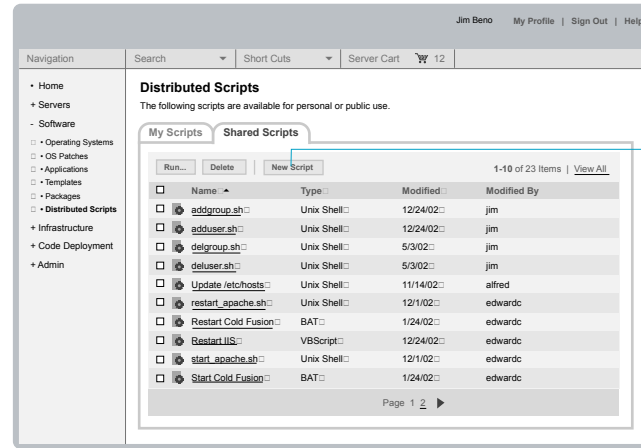
# Company Storyboard

## Distributed Scripts

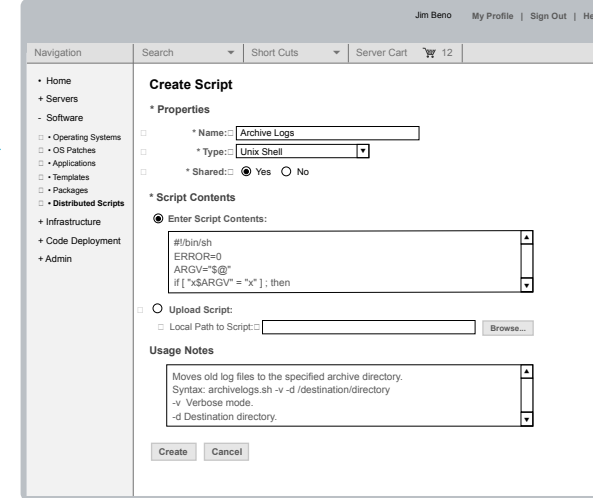
### My Scripts



### Shared Scripts



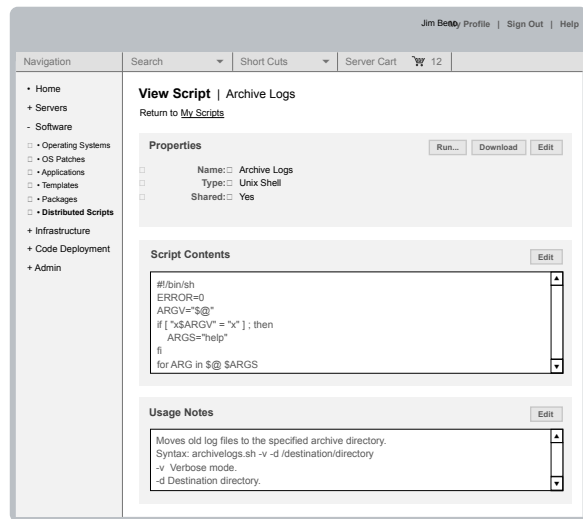
### Create Script



Note: Behind the scenes, an initial comment is created for all new scripts (an initial version basically), with a comment that says "Script created". The contents of all versions are stored and accessible, but not editable.

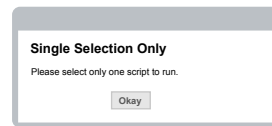
Note: Shared defaults to Yes when New Script is clicked on Shared Scripts, to No when it's clicked on My Scripts. If it's toggled, the script ends up in the other page, and the screen that appears after the Save should be the appropriate screen.

### View Script



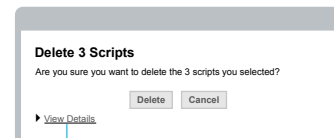
Note: Run starts the Run Script wizard. Download sends the contents of the script via HTTP to the user, they can choose to save or view it, depending on the browser settings.

### Error: Multiple Select

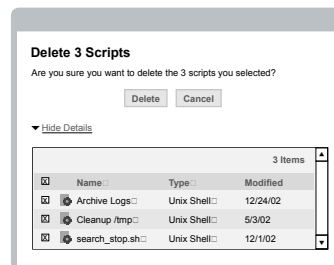


Note: User can select multiple scripts only for Deletes. The above message appears if they try to click Run.

### Delete Scripts

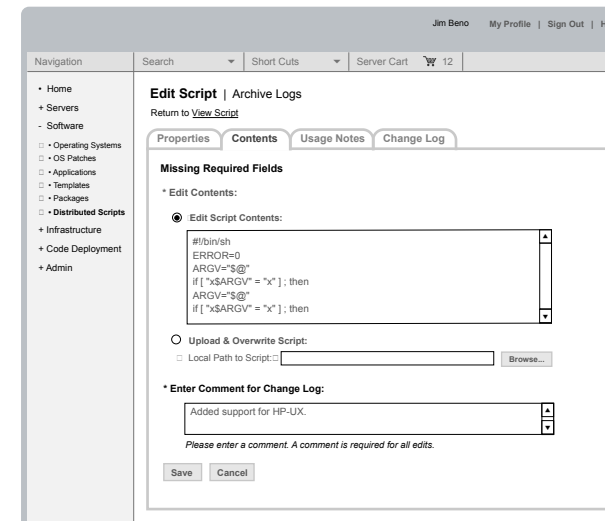


### Delete Scripts: Details



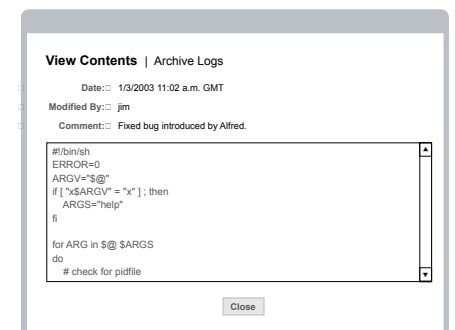
Note: Select pop-up lists and delete pop-up details lists are paginated within an I-Frame to control pop-up size.

### Error: Missing Comment

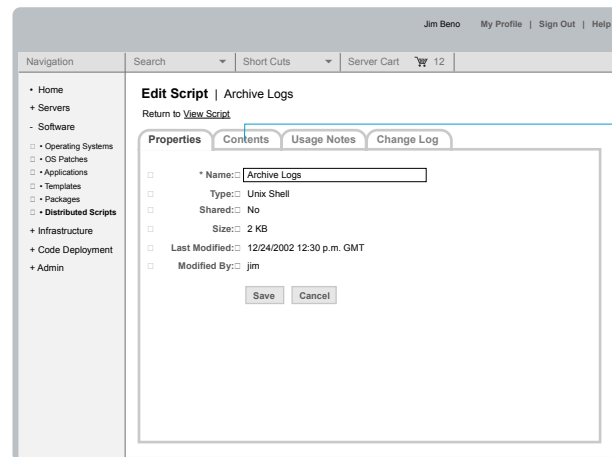


Note: When a form has an error on submit (Missing Required Fields, Invalid Data Format), we'll check this and present the error above the form, and then highlight the individual fields that have problems. Under each field's input box, we'll provide a help text or hint text line that tells the user what to do and what the acceptable format is. See Alfred for this code. Visual design needs to be defined.

### View Contents

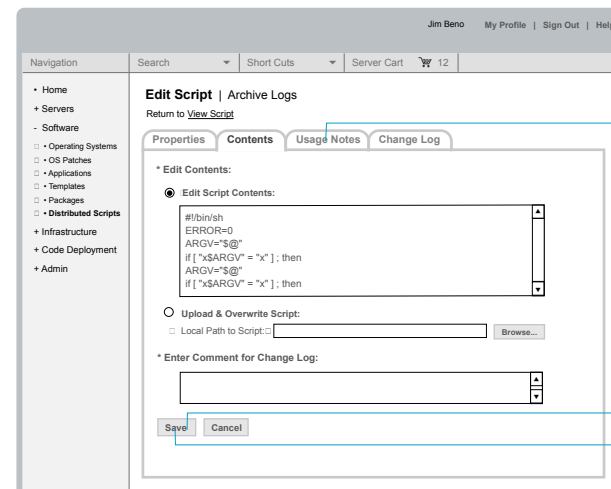


### Edit Script Properties

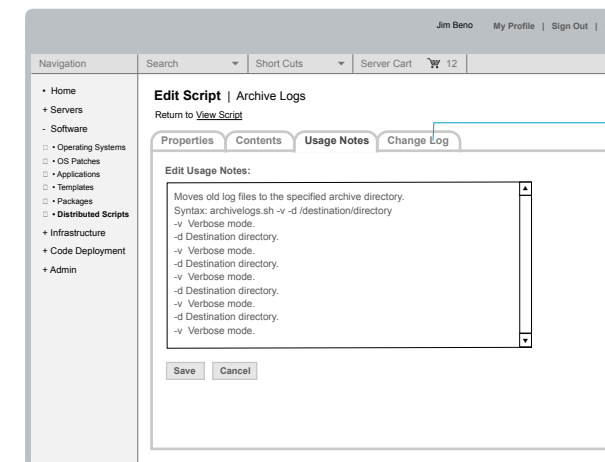


Note: Our current standard for Save and Cancel is to take the user to the page that listed the object initially. This is not ideal for multiple-tabbed object editing, and doesn't provide the best positive confirmation, but it's our current standard.

### Edit Script Contents



### Edit Script Usage Notes



### View Script Version History

